
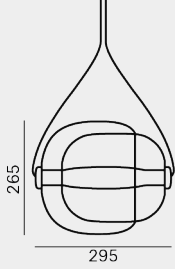


PRODUCT LIST

IDENTIFICATION

	PC PC937	
	NAME CAPSULA . D295 H265	
	TYPE PENDENT LAMP	
	COLLECTION CAPSULA	
	LINE EXCLUSIVE LINE	
	DESIGNED BY LUCIE KOLDOVÁ	
	DIMENSIONS (MM) 295 X 265 X - X -	

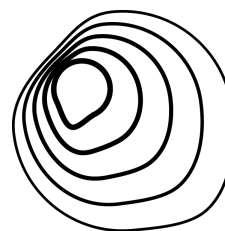
CHARACTERISTIC

FEATURES

LIGHT AS A METAPHOR FOR THE SOURCE OF LIFE. CAPSULA IS A SOPHISTICATED AND EXHILARATING DESIGN BEARING RESEMBLANCE TO A PLANT CELL OR SEED. THE NUCLEUS OF THE PIECE IS A TUBULAR TRIPLEX-GLASS LED LIGHT SOURCE, DEVELOPED BY BROKIS, THAT TRANSECTS THE INNER SHADE AND TRANSLUCENT EXTERNAL SHELL TO FORM A NOTIONAL AXIS. THE LAYERING AND OVERLAPPING OF THESE THREE DISTINCT COMPONENTS GIVE RISE TO DRAMATIC 3D OPTICAL EFFECTS. THE END CAPS FASTEN THE COMPONENTS TOGETHER AND SERVE AS ANCHOR POINTS FOR THE CREATIVE DUAL SUSPENSION STRAPS, WHICH ALSO CONCEAL THE POWER CABLE AND ALLOW FOR VARIATION IN THE FINAL POSITIONING OF THE LIGHT. CAPSULA COMES IN SETS AS WELL AS INDIVIDUAL LIGHTS THAT CAN BE COMBINED PER CUSTOMER REQUIREMENTS.

TECHNOLOGY

THE CRAFTSMANSHIP APPLIED IN PRODUCTION FOLLOWS IN THE CENTURIES-OLD TRADITION AND EXPERIENCE OF MASTER GLASSMAKERS. THE PRECISION CRAFTING OF HAND-BLOWN GLASS INSTILLS DISTINCTIVE, ENDURING CHARACTER AND OUTSTANDING QUALITY IN ALL BROKIS PRODUCTS. THE GLASS SHADES ARE FORMED FROM MULTIPLE LAYERS OF MOLTEN GLASS, EACH OF WHICH IS SCRUTINIZED BY THE MASTER GLASSMAKER PRIOR TO BEING BLOWN INTO THE MOLD. UP TO 70% OF THE RESULTING QUALITY IS ACHIEVED IN THIS STAGE OF PRODUCTION. NO LESS ATTENTION TO DETAIL IS PAID IN HANDCRAFTING THE WOODEN ELEMENTS OF THE LIGHT. EACH PIECE IS INDIVIDUALLY PROCESSED BY THE ARTISAN IN A SERIES OF STRICTLY OBSERVED PRODUCTION STAGES. WE TAKE SPECIAL CARE IN SELECTING QUALITY FINE WOOD AND ECOLOGICALLY FRIENDLY MATERIALS TO TREAT IT WITH.



PRODUCT LIST

PRODUCT CLASSIFICATION

CAPSULA			PC937
GLASS COLOUR	BAS	OPALINE - TRANSPARENT GLASS	CGC38 •
GLASS COLOUR	BAS	SMOKE GREY - TRANSPARENT GLASS	CGC516 •
GLASS COLOUR	BAS	TRANSPARENT GLASS	CGC23 •
GLASS SURFACE	ALL	GLOSSY SURFACE	CGSU66
COLOUR OF THE INNER GLASS	BAS	AMBER - TRANSPARENT GLASS	CGCI686 •
COLOUR OF THE INNER GLASS	BAS	RED - TRANSPARENT	CGCI913 •
COLOUR OF THE INNER GLASS	BAS	VIOLET - TRANSPARENT GLASS	CGCI683 •
COLOUR OF THE INNER GLASS	BAS	OPALINE - TRANSPARENT GLASS	CGCI749 •
COLOUR OF THE INNER GLASS	BAS	ORANGE - TRANSPARENT GLASS	CGCI938 •
COLOUR OF THE INNER GLASS	BAS	LIGHT BLUE - TRANSPARENT GLASS	CGCI912 •
COLOUR OF THE INNER GLASS	BAS	SMOKE GREY - TRANSPARENT GLASS	CGCI685 •
COLOUR OF THE INNER GLASS	BAS	DARK SMOKE GREY - TRANSPARENT GLASS	CGCI684 •
COLOUR OF THE INNER GLASS	BAS	TRANSPARENT GLASS	CGCI682 •
COLOUR OF THE INNER GLASS	BAS	YELLOW - TRANSPARENT GLASS	CGCI681 •
GLASS SURFACE OF THE INNER GLASS	ALL	GLOSSY SURFACE (BEFORE CGSU66)	CGSUI906
GLASS SURFACE OF THE INNER GLASS	ALL	ACID-ETCHED BOTH SIDE SURFACE (BEFORE CGSU67)	CGSUI905
SURFACE FINISH	BAS	IRON - WHITE MATT POWDER COATING	CCS845 •
SURFACE FINISH	BAS	IRON - BLACK MATT POWDER COATING	CCS846 •
CANOPY SURFACE FINISH	BAS	IRON - WHITE MATT POWDER COATING	CCSC618
CANOPY SURFACE FINISH	BAS	IRON - BLACK MATT POWDER COATING	CCSC619
CABLE COLOUR	BAS	TEXTILE CABLE - WHITE	CECL521 •
CABLE COLOUR	BAS	TEXTILE CABLE - BLACK	CECL519 •
CABLE COLOUR	EXT	TEXTILE CABLE - WHITE / SURCHARGE PER 1M	CECL713
CABLE COLOUR	EXT	TEXTILE CABLE - BLACK / SURCHARGE PER 1M	CECL704
BULBS	BAS	24V. LED. 11W. 2400K	CEB962
BULBS	BAS	24V. LED. 11W. 2700K. 1150LM. DIM	CEB756
BULBS	BAS	24V. LED. 11W. 4000K. 1220LM. DIM	CEB901
BULBS	BAS	24V. LED. 11W. 5000K. 1290LM. DIM	CEB902
DIMMABLE VERSION	BAS	NON-DIMMABLE VERSION	CEDV1457
DIMMABLE VERSION	ADD	1-10V	CEDV1460
DIMMABLE VERSION	ADD	BROKIS STANDARD DIMMABLE VERSION	CEDV1461
DIMMABLE VERSION	ADD	DALI VERSION	CEDV1458
DIMMABLE VERSION	ADD	PWM SIGNAL	CEDV1459
CERTIFICATION	ALL	CE	CEC160
CERTIFICATION	ALL	ČSN EN 60598-1	CEC567
CERTIFICATION	ALL	ČSN EN 60598-2-1	CEC568