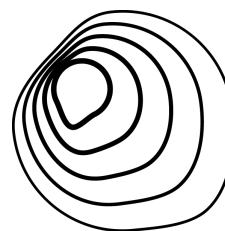

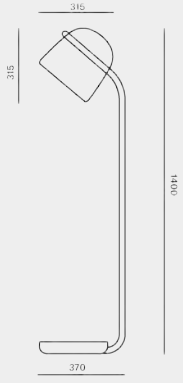


# PRODUCT LIST



BROKIS

## IDENTIFICATION

	<b>PRODUCT NO.</b> PC980	
	<b>NAME</b> MONA MEDIUM FLOOR D315 H1400	
	<b>TYPE</b> FLOOR LAMP	
	<b>COLLECTION</b> MONA MEDIUM	
	<b>LINE</b> EXCLUSIVE LINE	
<b>DESIGNED BY</b> LUCIE KOLDOVÁ	<b>DIMENSIONS (MM)</b> 315 X 1400 X 315 X 370	

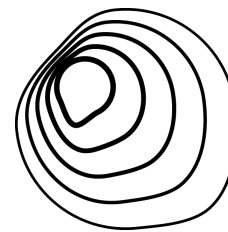
## CHARACTERISTIC

### FEATURES

THE FUTURISTIC BELL-SHAPED MONA LAMP SENSITIVELY DEMONSTRATES THE BEAUTY OF SMOOTH GLASS IN SOFT CURVES, WITH ITS TUBULAR LIGHT SOURCE DRAMATICALLY CUTTING THROUGH THE DELICATE BODY OF THE PIECE AND ILLUMINATING THE DESIGN'S THRILLING TENSION. THE ARTIST'S DISTINCTIVE STYLE IS REFLECTED IN THE UNEXPECTED COMBINATION OF WOOD, TEXTILE OR LEATHER, AND BLOWN GLASS. WHILE THE SOPHISTICATED DESIGN OF THIS ELEGANT HAND BLOWN LAMP SHADE, RESEMBLING THE FORM OF A FUTURISTIC HELMET, IS BASED ON THE PRINCIPLE OF PENETRATING FORMS PREVIOUSLY APPLIED IN THE DESIGN OF THE CAPSULA LIGHT (BROKIS, 2013), THE GLASS SHADE AND SUSPENSION STRAPS ARE AFFIXED TO THE LED LIGHT SOURCE WITH A PAIR OF ELEGANT WOODEN BUTTONS

### TECHNOLOGY

COMBINED CRAFTSMANSHIP / HAND-BLOWN GLASS IN COMBINATION WITH OAK AND METAL BODY THE CRAFTSMANSHIP APPLIED IN PRODUCTION FOLLOWS IN THE CENTURIES-OLD TRADITION AND EXPERIENCE OF MASTER GLASSMAKERS. THE PRECISION CRAFTING OF HAND-BLOWN GLASS INSTILLS DISTINCTIVE, ENDURING CHARACTER AND OUTSTANDING QUALITY IN ALL BROKIS PRODUCTS. THE GLASS SHADES ARE FORMED FROM MULTIPLE LAYERS OF MOLTEN GLASS, EACH OF WHICH IS SCRUTINIZED BY THE MASTER GLASSMAKER PRIOR TO BEING BLOWN INTO THE MOLD. UP TO 70% OF THE RESULTING QUALITY IS ACHIEVED IN THIS STAGE OF PRODUCTION.

**BROKIS**

## PRODUCT LIST

### PRODUCT CLASSIFICATION

<b>MONA MEDIUM</b>	<b>FLOOR</b>		<b>PC980</b>
COLOUR	ALL	BLACK - TRANSPARENT GLASS	CGC602 •
COLOUR	ALL	VIOLET - TRANSPARENT GLASS	CGC554 •
COLOUR	ALL	OPALINE - TRANSPARENT GLASS	CGC38 •
COLOUR	ALL	SMOKE GREY - TRANSPARENT GLASS	CGC516 •
COLOUR	ALL	DARK SMOKE GREY - TRANSPARENT GLASS	CGC700 •
COLOUR	ALL	TRANSPARENT GLASS	CGC23 •
GLASS SURFACE	ALL	GLOSSY SURFACE	CGSU66
CONSTRUCTION SURFACE	ALL	LAMP BODY (AL. WOOD) - WHITE	CCS732
CONSTRUCTION SURFACE	ALL	LAMP BODY (AL. WOOD) - BLACK	CCS727
BULBS	ALL	LED 10W 24V 2700K 770LM RA90 DIM	CEB898
BULBS	ALL	LED 10W 24V 4000K 810LM RA90 DIM	CEB899
BULBS	ALL	LED 10W 24V 5000K 860LM RA90 DIM	CEB900
CABLE COLOUR	ALL	TEXTILE CORD - WHITE	CECL521 •
CABLE COLOUR	ALL	TEXTILE CORD - BLACK	CECL519 •
REMOTE CONTROL	ALL	DIM - 1-10 CHANNELS. REMOTE CONTROL	CERC709
REMOTE CONTROL	ALL	DIM - 1-4 CHANNELS. REMOTE CONTROL	CERC708
CERTIFICATION	ALL	CE	CEC160
CERTIFICATION	ALL	ČSN EN 60598-1	CEC567
CERTIFICATION	ALL	ČSN EN 60598-2-1	CEC568

