

HENRY

EMMANUEL GALLINA (2020)



DESCRIPTION

An evolution of the homonymous coffee table, Henry is a large, extendable dining table. Designed for conviviality, it is available in the rectangular and square versions, always with rounded corners. The finishes are elegant: the structure is in solid wood, characterized by a refined cabinetwork. The top is in wood, marble, or glass.

Poliform

HENRY

EMMANUEL GALLINA (2020)



TECHNICAL DESCRIPTION

TYOLOGY

Table

Top

Medium-density fibre panel in veneer - marble

Structure


Solid wood

Characteristics

Top with herringbone grain

HENRY

FINISHINGS\HENRY - STRUCTUREWOODS (3)




SPESSART
OAK

WALNUT
GOLD

BLACK ELM

HENRY

FINISHINGS\HENRY - TOP\MARBLE (10)



MATT
BIANCO
CARRARA

MATT
EMPERADOR

MATT GREY
STARDUST


MATT
CALACATTA
ORO

GLOSSY
BIANCO
CARRARA

GLOSSY
EMPERADOR

GLOSSY
GREY
STARDUST

GLOSSY
CALACATTA
ORO




GLOSSY
NOIR SAINT
LAURENT

MATT
SAHARA
NOIR

HENRY

FINISHINGS\HENRY - TOP\WOODS (3)




SPESSART
OAK

WALNUT
GOLD

BLACK ELM

HENRY

FINISHINGS\HENRY - TOP\GLOSSY GLASS (4)



2259
BORDEAUX


2273
GHIACCIO

1204
GRAFITE

1264 ARENA

HENRY

FINISHINGS\HENRY EXTENDABLE - STRUCTURE\WOODS (3)




SPESSART
OAK

WALNUT
GOLD


BLACK ELM

HENRY


FINISHINGS\HENRY EXTENDABLE - TOPWOODS (3)



SPESSART
OAK



WALNUT
GOLD



BLACK ELM