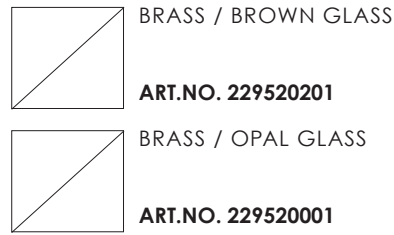
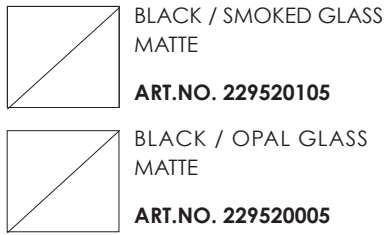
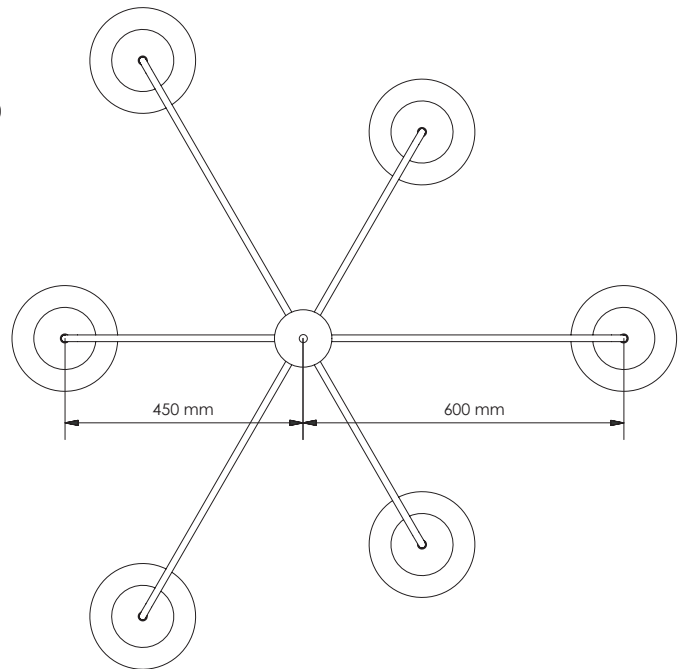


LORD ASYMMETRIC CEILING



DESIGN SPECS.

PRODUCTION	GLOBES OF BLOWN GLASS - THE METAL PARTS OF THE LUMINAIRE ARE MADE OF IRON AND BRASS AND ARE ALL LACQUERED
MATERIALS	IRON, BRASS AND GLASS
CORD (mm)	-
DIMENSIONS (mm)	H 405 - W 1300 - SHADE Ø 200
WEIGHT (kg)	5,7
ENVIRONMENT	INDOOR
DESIGN BY	NICLAS HOFLIN
DESIGN YEAR	2016



ELECTRICAL SPECS.

SWITCH	-
BULB HOLDER	E27
LIGHT SOURCE (included)	SMOKED GLASS - 6 x 4 W LED DIMMABLE BROWN GLASS - 6 x 4 W LED DIMMABLE OPAL GLASS - 6 x 8,5 W LED DIMMABLE
MAX (W)	6 x 10 W LED
VOLTAGE	230 / 240
CLASS	1
IP	20

