

Plywood Group

Charles & Ray Eames, 1945/1946

vitra.



LCM Calf's Skin

LCW Leather

LCW

LCW Calf's Skin

DCM

DCW

Charles and Ray Eames spent many years experimenting with new techniques for producing three-dimensionally moulded plywood seat shells that conformed to the contours of the human body. They achieved this with the chairs in the Plywood Group, which have matured into classics with an appearance that still looks contemporary today. For the Plywood Group, they also combined chair tops with different bases. Thanks to the organic shape of the plywood shells and the slightly flexible backrests, these light and compact chairs are extremely comfortable – also in the versions without upholstery.

The Plywood Group chairs are available in the versions DCW (Dining Chair Wood) and LCW (Lounge Chair Wood) with a wooden base or DCM (Dining Chair Metal) and LCM (Lounge Chair Metal) with a chrome-plated tubular steel base. The lounge chairs are available without upholstery or in a lightly upholstered version with a calfskin or leather cover.

Materials

• LCM = Lounge Chair Metal

- **Back/seat:** moulded ash plywood, natural or black stained finish.
- **Upholstery:** with thin foam padding and cover in leather (LCW Leather) or in calfskin hide (LCM Calf's Skin).
- **Base:** chrome-plated, seat and backrest attached to the base with shock mounts (bonded rubber and metal connectors).

• LCW = Lounge Chair Wood

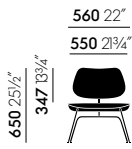
- **Back/seat:** moulded ash plywood, natural, red or black stained finish.
- **Upholstery:** with thin foam padding and cover in leather (LCW Leather) or in calfskin hide (LCW Calf's Skin).
- **Base:** moulded plywood with a finish that matches the colour of the seat shells. Seat and backrest attached to the moulded plywood base with shock mounts (bonded rubber and metal connectors).

• DCM = Dining Chair Metal

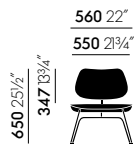
- **Back/seat:** moulded ash plywood, natural or black stained finish.
- **Base:** chrome-plated, fitted with pivoting nylon glides. Seat and backrest attached to the base with shock mounts (bonded rubber and metal connectors).

• DCW = Dining Chair Wood

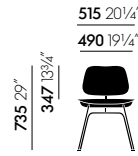
- **Back/seat:** moulded ash plywood, natural or black stained finish.
- **Base:** moulded plywood with a finish that matches the colour of the seat shells. Seat and backrest attached to the moulded plywood base with shock mounts (bonded rubber and metal connectors).



LCM



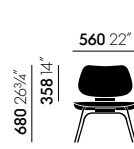
LCM Calf's Skin



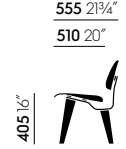
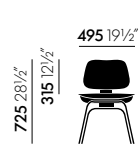
Plywood Group DCM



LCW




LCW Calf's Skin



DCW





Surfaces and colours



LCM

Back and seat (DCM, LCM) and base (DCW, LCW Calf's Skin, LCW Leather)

Base (DCM, LCM)






LCM Leather

Back and seat (DCM, LCM) and base (DCW, LCW Calf's Skin, LCW Leather)

Cover material (LCM Leather, LCW Leather)

Base (DCM, LCM)




LCM Calf's Skin

Back and seat (DCM, LCM) and base (DCW, LCW Calf's Skin, LCW Leather)

Cover material (LCM Calf's Skin, LCW Calf's Skin)

Base (DCM, LCM)



LCW

Back, seat and base (LCW)



LCW Leather

Cover material (LCM Leather, LCW Leather)

Back and seat (DCM, LCM) and base (DCW, LCW Calf's Skin, LCW Leather)



LCW Calf's Skin

Cover material (LCM Calf's Skin, LCW Calf's Skin)


Back and seat (DCM, LCM) and base (DCW, LCW Calf's Skin, LCW Leather)



Plywood Group DCM

Back and seat (DCM, LCM) and base (DCW, LCW Calf's Skin, LCW Leather)

Base (DCM, LCM)



Plywood Group DCW

Back and seat (DCM, LCM) and base (DCW, LCW Calf's Skin, LCW Leather)

